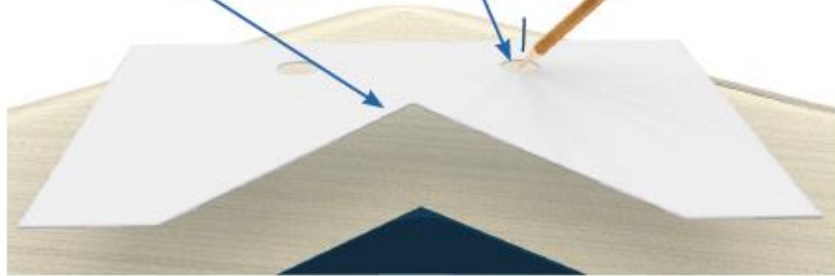



## Mounting the Pool Unit

**A.** Place the mounting guide sheet exactly in line with the corner of the pool.




**B.** Mark holes for drilling.

**C.** Drill 2x 8mm ( $\frac{5}{16}$ " ) holes.



**D.** Mount the docking station using screws and anchors found in the accessories pack.



**E.** Unfold the underwater tube and carefully remove the tip protection cover.



**F.** Place the pool unit onto the docking station. Water level must be between the Min and Max marked on the water level sensor.

